



District Report Card: 2017


State: Rajasthan	District: Hanumangarh
Class: 8	Subject: Mathematics
Schools: 50	Students: 1195


Participation/Coverage


Students

<div>GENDER</div> <div></div>	Boys		Girls	
	Number	%	Number	%
	572	47.87	623	52.13

<div>AREA</div> <div></div>	Rural		Urban	
	Number	%	Number	%
	1137	95.15	58	4.85

<div>CATEGORY</div> <div></div>	SC		ST		OBC		GEN	
	Number	%	Number	%	Number	%	Number	%
	530	44.35	3	0.25	578	48.37	84	7.03

<div>CWSN</div> <div></div>	LD	VI	HI	S&LD	ID	Oth
	3	3	0	2	3	3

<div>Management</div> <div></div>	Government		Government-aided	
	Number	%	Number	%
	1195	100.00	0	0.00

Average Performance of Students in Mathematics (%)

Overall	Gender		Area		Management		Social Group			
	Male	Female	Rural	Urban	Govt.	Aided	SC	ST	OBC	GEN
49.49	48.92	50.02	49.83	42.87	49.49	0.00	48.09	55.56	50.12	53.81

Performance on Learning Outcomes (LOs)

Learning Outcomes	Description	Average Performance(%)
M601	Solves problems involving large numbers by applying appropriate operations	43.77
M606	Solves problems on daily life situations involving addition and subtraction of fractions / decimals	53.70
M620	Finds out the perimeter and area of rectangular objects in the surroundings like floor of the class room, surfaces of a chalk box etc.	51.65
M621	Arranges given/collected information in the form of table, pictograph and bar graph and interprets them	46.30
M702	Interprets the division and multiplication of fractions	45.02
M705	Solves problems related to daily life situations involving rational numbers	44.77
M706	Uses exponential form of numbers to simplify problems involving multiplication and division of large numbers	39.43
M707	Adds/subtracts algebraic expressions	61.59
M710	Solves problems related to conversion of percentage to fraction and decimal and vice versa	42.60
M717	Finds out approximate area of closed shapes by using unit square grid/graph sheet	37.21
M719	Finds various representative values for simple data from her/his daily life contexts like mean, median and mode	59.42
M721	Interprets data using bar graph	63.73
M801	Generalizes properties of addition, subtraction, multiplication and division of rational numbers through patterns	32.45
M802	Finds rational numbers between two given rational numbers	49.92
M803	Proves divisibility rules of 2, 3, 4, 5, 6, 9 and 11	66.84
M804	Finds squares, cubes, square roots and cube roots of numbers using different methods	56.24
M808	Uses various algebraic identities in solving problems of daily life	46.26
M812	Verifies properties of parallelogram and establishes the relationship between them through reasoning	46.56
M818	Finds surface area and volume of cuboidal and cylindrical object	27.79
M819	Draws and interprets bar charts and pie charts	51.55

Range of Performance of Students who Answered Correctly							
Below 30%		30% - 50%		50% - 75%		Above 75%	
Number	%	Number	%	Number	%	Number	%
314	26.28	278	23.26	427	35.73	176	14.73

Lowest Performing Learning Outcomes (LOs)

- 1 - Finds surface area and volume of cuboidal and cylindrical object (27.79)
- 2 - Generalizes properties of addition, subtraction, multiplication and division of rational numbers through patterns (32.45)
- 3 - Finds out approximate area of closed shapes by using unit square grid/graph sheet (37.21)

- 4 - Uses exponential form of numbers to simplify problems involving multiplication and division of large numbers (39.43)
- 5 - Solves problems related to conversion of percentage to fraction and decimal and vice versa (42.60)